

Dry-Pal Dehumidifier

Click [HERE](#) To See It On Our Website.

Covers 350cu' Comfortably.

Comes In 120 Volt Or 240 Volt.


Click [HERE](#) To See The XL Model.



Humidistat

10 Amp Glass Fuse Holder

Power Cord



Click [HERE](#) To See The Internal Layout.


Click [HERE](#) To See The White Wires.

Click [HERE](#) To See The Black Wires.

Click [HERE](#) To See Mics Information.


Click [HERE](#) For Mermaids Contact Information.

Internal Layout



Click [HERE](#) To Go Back To The Main Page.
Click [HERE](#) To See The White Wires.
Click [HERE](#) To See The Black Wires.
Click [HERE](#) To See Mics Information.
Click [HERE](#) For Mermaids Contact Information.

White Wires




White Wire:

A = From Power Cord Splits One Goes To Module #14 And One To Humidistat #4.
B = From Module #4 Splits And One Goes To Each Of The Two Fans.

Click [HERE](#) To See The Black Wires.
Click [HERE](#) To See Other Misc Internals.

Click [HERE](#) To Go Back To The Main Page..
Click [HERE](#) To See The Internal Layout.
Click [HERE](#) To See The Black Wires.
Click [HERE](#) To See Mics Information.
Click [HERE](#) For Mermaids Contact Information.

Black Wires




Black Wire:

- A: From Power cord To Fuse Holder
- B: From Fuse Holder Splits And Goes To Humidistat #2 And #3.
- C: From Humidistat #1 To Module #10
- D: From Module #10 It Splits And One Goes To Each Of The Two Fans.

Click [HERE](#) To See The White Wires.
Click [HERE](#) To See Other Misc Internals.

Click [HERE](#) To Go Back To The Main Page..
Click [HERE](#) To See The Internal Layout.
Click [HERE](#) To See The White Wires.
Click [HERE](#) To See Mics Information.
Click [HERE](#) For Mermaids Contact Information.

Misc Information



The Access Valve Is On The Other Side Of The Compressor.

This Unit Requires ~50 PSI Of 134a.

Compressor Capacitor Wires:
Long Wire Goes To Module #11.
Short Wire Goes To Module #13.

Green Wire:
From Power Cord To Any Grounded Screw.

Click [HERE](#) To Go Back To The Main Page..
Click [HERE](#) To See The Internal Layout.
Click [HERE](#) To See The White Wires.
Click [HERE](#) To See The Black Wires.
Click [HERE](#) For Mermaids Contact Information.

Contact Us:

Call us toll free at 888-908-9280

239-418-0535 alternate phone number

239-418-0538 fax

Mermaid MFG of SW FL, Inc.

2651 Park Windsor Drive, Suite 203

Fort Myers, FL 33901

Email us at: techsupport@mmain.com

See our website at: www.mmain.com



Equipment can be purchased from us by phone or by email.

We take Visa, Mastercard, American Express and Discover.

We need:

- 1) The card number.
- 2) The expiration date.
- 3) The security code.
- 4) The name as it appears on the card.
- 5) The full billing address.
- 6) The full shipping address. Note that we usually ship via Fed-Ex, and they do not deliver to a PO Box.
- 7) A phone number (in case the delivery guys needs to call).

If you include your email address, we will email you an invoice and the tracking information.

Click [HERE](#) To Go Back To The Main Page..
Click [HERE](#) To See The Internal Layout.
Click [HERE](#) To See The White Wires.
Click [HERE](#) To See The Black Wires.
Click [HERE](#) To See Mics Information.